


ONOMICHI



Picture offered by Gallery Onomichi-no-Uta

Onomichi Tourist Information Map

Fold along the folding marks on both sides for easy carrying.



ONOMICHI

Nostalgic, picturesque town
you would want to come back
again and again.

Soraiken Garden

This was a villa of the Hashimoto family, a wealthy merchant during the Edo period. You can enjoy the elaborate garden and "Myokian", a tea room which is a copy of the national treasure in Kyoto called "Myokiantai", with nature of each season.



Hours	April 1 - October 31 10:00 - 17:00 (November 1 - March 31) 10:00 - 16:00
Closed	Monday - Friday (excluding national holidays)
Admission	Adults 100yen (80yen for a group of 20 and more) *Free for junior high school students and younger
Access	Take an east-bound bus from JR Onomichi Sta. to Bojiguchi, and walk for 2 min.
Contact	TEL: 0848-20-7425 (Culture Promotion Division) TEL: 0848-37-1234 (Soraiken Garden, Saturdays, Sundays, and national holidays)

Onomichi Historical Museum

This is a building of the Taisiyo era remaining in the Ginko-hama area, the birthplace of banking industry in Hiroshima. This historical building which passes on the history of commercial port Onomichi has been refurbished to open as Onomichi Historical Museum.



Hours	10:00 - 18:00 (Last entry 17:30)
Closed	Tuesdays (or the following day when it falls on a national holiday) Temporary closing: Several times a year (Due to change of the exhibits, fungicide, etc.)
Admission	210yen (170yen for a group of 20 and more) Free for junior high students and younger Common tickets with Onomichi Motion Picture Museum 520 yen
Access	Take an east-bound bus from JR Onomichi Sta. to Nagaeguchi, and walk for 5 mins.
Contact	TEL: 0848-37-6555

Onomichi Museum of Cinema

This is a facility where you can get the feel of Onomichi as a movie town and as it appeared on the screen, with the exhibition of props, posters and various other related documents of the movies associated with Onomichi, such as "Tokyo Story" directed by Yasujiro Ozu. It also includes a mini theater with 20 seats.



Hours	10:00 - 18:00 (Last entry 17:30) or the following day when it falls on a national holiday
Closed	Tuesdays New Year holidays
Admission	Adults 520 yen (420 yen for a group of 20 or more) Free for junior high students and younger Common tickets with Onomichi Historical Museum 520 yen
Access	Take an east-bound bus from JR Onomichi Sta. to Nagaeguchi, and walk for 6 min, or take a bus to Shiyakusho-mae.
Contact	TEL: 0848-37-8141

Mt. Senkoji Ropeway

This ropeway connects Nagaeguchi and the top of Mt. Senkoji. From gondola you can enjoy spectacular views, including the cherry blossoms of Senkoji Park in full bloom in spring. Why don't you ride it when you visit Onomichi?



Hours	09:00 - 17:15
Time required	Approx. 3 mins. each way
Run intervals	Every 15 mins. (shorter when the number of passengers increases)
Fee	Adults: 500 yen one way, 700 yen round trip Children: 250 yen one way, 350 yen round trip (Discount available for group of 30 people or more)
Capacity	29 people
Access	Take an east-bound bus from JR Onomichi Sta. to Nagaeguchi, and walk for 1 min.
Contact	TEL: 0848-22-4900

Onomichi City Museum of Art

An art museum built inside Senkoji Park with sweeping views of Seto Inland Sea. It enthusiastically introduces celebrated domestic and international fine arts while making effort in rediscovering the local Onomichi arts.



Hours	09:00 - 17:00 (Last entry 16:30)
Closed	Mondays (or the following day when it falls on a national holiday) Year-end and New Year days, and when changing the exhibits
Admission	Varies according to exhibits. (Please inquiry) Free for junior high students and younger Discount available for group of 20 people or more Free for those with physical disability certificates and aged 70 or older (Please bring identification)
Access	- From Onomichi Sta., take an east-bound bus to Nagaeguchi, and ride a ropeway to Senkoji Park. - By car, drive via Senkoji Park Driveway, park at Senkoji Park Parking (Paid) (Admission discount available for one person) - Approx. 15 min. by taxi, either from JR Onomichi Sta. or Shin-Onomichi Sta.
Contact	TEL: 0848-23-2281

Nakata Museum of Art

It displays a collection of 200 western paintings including works by Paul Gauguin, a French Modern artist, providing a rare opportunity to appreciate his works in Japan. (Only shows permanent collections.)



Hours	09:00 - 17:30 (Last entry 17:00)
Closed	Mondays (or the following day when it falls on a national holiday) Summer holidays and New Year holidays Days of changing the exhibits
Admission	800 yen for adults 300 yen for out of town students (May change at special exhibitions) (500 yen for a group of 20 or more)
Access	Take a Shin-eki Line bus via Sakuradote from Onomichi Sta. to Nakata-Bijutsukan-mae and it's right over there.
Contact	TEL: 0848-20-1218

Tour of the Old Temples

Visits to temples of different histories will help you discover another impressive aspect of Onomichi.

- ◆ Saihoji Temple (Soto Sect)
- ◆ Tenneiji Temple (Soto Sect)
- ◆ Fukuzenji Temple (Jodo-shin Sect)
- ◆ Jikoji Temple (Jodo Sect)
- ◆ Senkoji Temple (Shingon Sect)
- ◆ Taisanji Temple (Shingon Sect)
- ◆ Jyoshoji Temple (Ji Sect)
- ◆ Komyoji Temple (Jodo Sect)
- ◆ Shoji-in Temple (Jodo Sect)
- ◆ Jizen-in Temple (Shingon Sect)
- ◆ Kaifukoji Temple (Ji Sect)
- ◆ Myosenji Temple (Nichiren Sect)
- ◆ Jizen-in Temple (Shingon Sect)
- ◆ Hodoji Temple (Jodo Sect)
- ◆ Jikanji Temple (Ji Sect)
- ◆ Kongo-in Temple (Shingon Sect)
- ◆ Shingyoji Temple (Jodo Sect)
- ◆ Zenshoji Temple (Shingon Sect)
- ◆ Saikokuji Temple (Shingon Sect)

Senkoji Temple



Jodoji Temple



Entsuba Katsuzo Sculpture Museum

The museum was opened to honor the achievement of Entsuba Katsuzo, as well as to serve as a source of art and culture.



Hours	09:00 - 17:00 (Last entry 16:30)
Closed	Mondays (or the following day when it falls on a national holiday) Year-end and New Year holidays
Admission	Adults 420 yen, High school students 310 yen A 20% discount for group of 20 people Free for junior high students and younger Onomichi residents aged 70 or older (Please bring identification)
Access	- 15 min. by car from Onomichi L.C. - Take a bus from JR Onomichi Sta. or JR Shin-Onomichi Sta. bound for "Kozan", get off at Cross Road Mitsugi. Take a taxi.
Contact	TEL: 0848-76-2888

Cross Road Mitsugi

A relaxing spot featuring a restaurant, a market selling local specialties, a library, a park and so forth.



Specialty Shops	Open: 09:00 - 18:00 Closed: The 4th Tuesdays (may change when holiday) Year-end and New Year holidays
Restaurants	Open: 11:00 - 15:00 (Last orders 14:30) Closed: Year-end and New Year holidays
Vegetable Markets	Open: 09:00 - 18:00 Closed: Year-end and New Year holidays
Contact	TEL: 0848-76-3115

Onomichi Fureai no Sato (Natural Spring Public Bath)

It features 14 kinds of baths, such as big plasma bath, outdoor bath, steam sauna, soda bath, walking bath, and foot bath. Facilities also include a snack room and amusement area.



Fees	- Bathing (separate towel & robe rental) Adults 800 yen Children 500 yen (Elementary school students and younger)
Accommodation	- Accommodation (1 night with 2 meals) 11,500~
Access	- About 20 min. by car from Onomichi Exit or Mihara-Kui Exit
Contact	TEL: 0848-77-0177

Mukaishima Orchid Center

It is situated at the foot of Mt. Takami National Park; varieties of orchids are for sale.



Hours	09:00 - 17:00
Closed	Tuesdays (or the following day when it falls on a national holiday) Year-end and New Year days
Admission	Free
Access	About 5 min. by car from Shimanami Kaido Expressway Mukaishima Exit
Contact	TEL: 0848-44-8808

Onomichi Marine Youth Center


You can use the arena and experience marine sports in this facility. Auto-camping is also available.



Access	About 10 min. by car from Shimanami Kaido Expressway Mukaishima Exit
Closed	Mondays Year-end and New Year holidays
Contact	TEL: 0848-44-6707

Mt. Takami National Park

Mt. Takami, with its summit at an altitude of 283m, provides a panoramic view of the Shikoku Mountains and islands on the Seto Inland Sea, making this national park known as one of the most scenic spots in the inland sea area.



Access	About 10 min. drive from Shimanami Kaido Expressway Mukaishima Exit
Contact	TEL: 0848-38-9184 (Onomichi City Tourist Information)

Accommodations in Onomichi City

• Inquiries regarding accommodations in Onomichi/Mukaishima/Mitsugi areas: Contact each facility

Onomichi Area			
Accommodations	TEL	Prices (JPY)	
Onomichi Kokusai Hotel	0848-25-5931	⑨9,900~	①19,140~
Onomichi Daichi Hotel	0848-23-4567	⑦7,700~	①12,100~
Onomichi Royal Hotel	0848-23-2111	⑦7,700~	①14,740~
Green Hill Hotel Onomichi	0848-24-0100	⑧8,800~	①19,800~
View Hotel Seizan	0848-23-3313	⑤5,100~	⑨9,900~
Hotel Minatoya	0848-22-3708	④4,800~	
Hotel Alpha-1 Onomichi	0848-25-5600	⑨9,900~	②21,000~
ONOMICHI UZ	0848-21-0550	②②19,000~	
Resort Hotel Yatai Satsugawa	084-987-1122	②②55,000~	(Per Person)
Sakura Hotel Onomichi	0848-29-9390	⑤⑤9,900~	①18,400~
Urashima INN-GANGI	0848-29-7111	⑦7,000~	①12,000~
Ryokan Onomichi nishiyama	0848-37-3145	②93,500~	
Uonobu	0848-37-4175	②17,000~	
Sato Ryokan	0848-22-2879	⑥4,000~	
Takemuraya	0848-37-1112	②25,300~	
Daishin Ryokan	0848-46-0899	⑥6,500~	
Miyako Ryokan	0848-22-3853	⑥5,500~	

Onomichi Area			
Accommodations	TEL	Prices (JPY)	
Urashima Ryokan	0848-48-0143	⑥5,000~	
Yoro Onsen Honkan	0848-48-1411	⑥5,800~	
Kono Minshuku Onomichi	0848-20-3090	⑦7,590~	②11,440~
Vacation Rental Onomichi Sakurazaka	090-4890-8468	②20,000~	
Onomichi Guesthouse Kago no Nishiki	0848-38-1005	⑥2,800~	
LOG	0848-24-6669	⑥28,600~	

Mitsugi Area			
Accommodations	TEL	Prices (JPY)	
Onomichi Fureai-no-Sato	0848-77-0177	②11,500~	
Morogeyama Ryokan	0848-76-0074	⑥6,600~	

please contact each facility for details.

Get town info
by your mobile phone!
Ononavi



Tourist Information
■ Onomichi Tourist Association
■ Tourist Information
■ Tourist Information
Onomichi Tourist Association Homepage <https://www.ononavi.jp>

■ Onomichi City Office Tourism Dept.
■ Kanko Partner Onomichi-no-kai
■ National Silver Human Resources Center (Tour-guide group)

1-15-1 Kubo, Onomichi
TEL (0848) 38-9184
TEL (0848) 36-5495
TEL (0848) 20-0005
TEL (0848) 22-6900
TEL (0848) 36-5495
TEL (0848) 20-7700

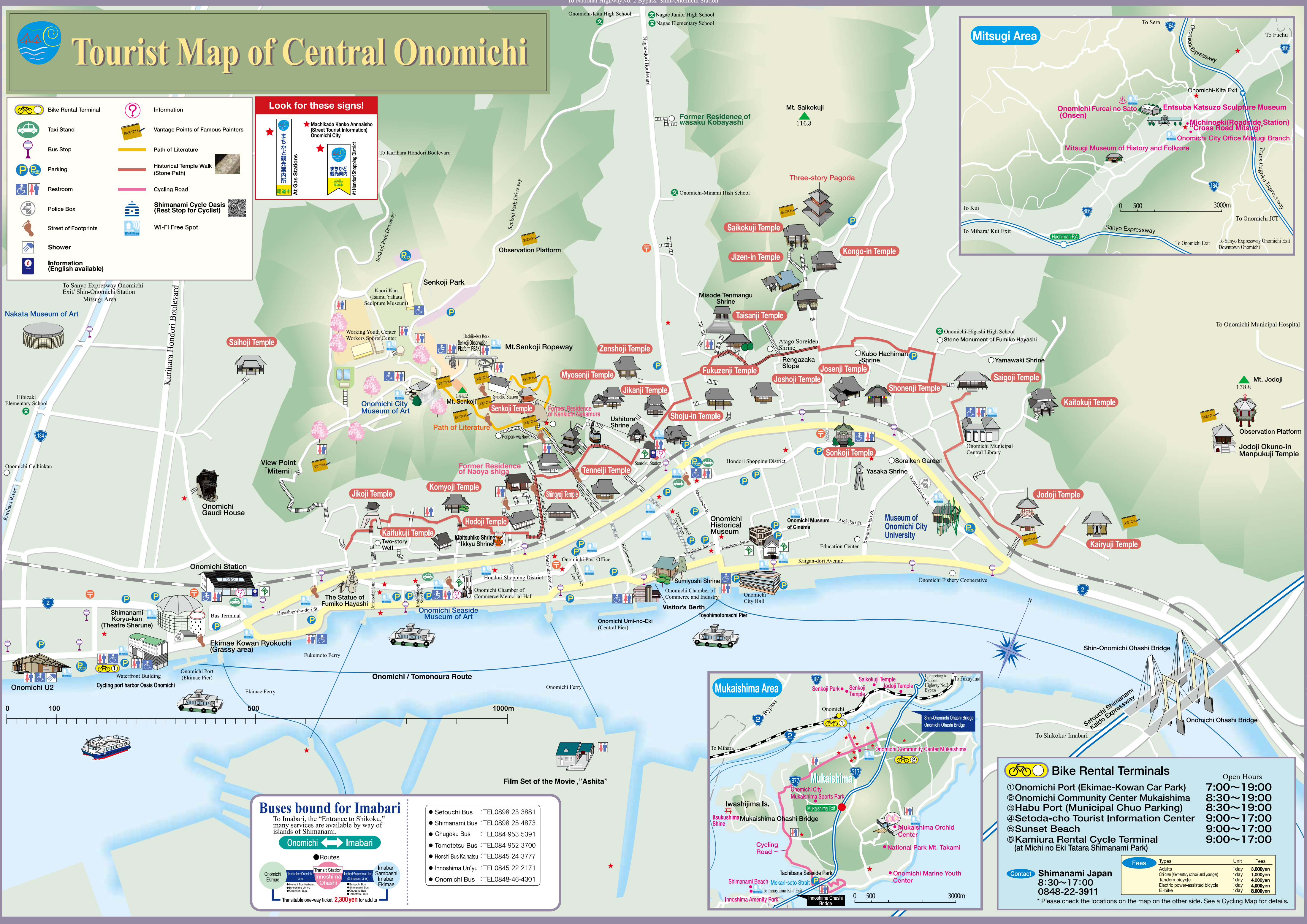


Tourist Map of Central Onomichi

- Bike Rental Terminal
- Taxi Stand
- Bus Stop
- Parking
- Restroom
- Police Box
- Street of Footprints
- Shower
- Information (English available)
- Information
- Vantage Points of Famous Painters
- Path of Literature
- Historical Temple Walk (Stone Path)
- Cycling Road
- Shimanami Cycle Oasis (Rest Stop for Cyclist)
- Wi-Fi Free Spot

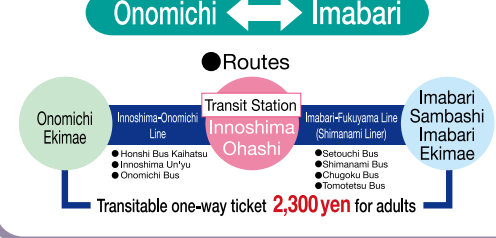
Look for these signs!

- Machikado Kanko Annaisho (Street Tourist Information) Onomichi City
- Machikado Kanko Annaisho (Street Tourist Information) Onomichi City
- Machikado Kanko Annaisho (Street Tourist Information) Onomichi City



Buses bound for Imabari

To Imabari, the "Entrance to Shikoku," many services are available by way of islands of Shimanami.



- Setouchi Bus : TEL0898-23-3881
- Shimanami Bus : TEL0898-25-4873
- Chugoku Bus : TEL084-953-5391
- Tomotetsu Bus : TEL084-952-3700
- Honshi Bus Kaihatsu : TEL0845-24-3777
- Innoshima Un'yu : TEL0845-22-2171
- Onomichi Bus : TEL0848-46-4301

Bike Rental Terminals

- ① Onomichi Port (Ekimae-Kowan Car Park) 7:00~19:00
- ② Onomichi Community Center Mukaishima 8:30~19:00
- ③ Habu Port (Municipal Chuo Parking) 8:30~19:00
- ④ Setoda-cho Tourist Information Center 9:00~17:00
- ⑤ Sunset Beach 9:00~17:00
- ⑥ Kamiura Rental Cycle Terminal (at Michi no Eki Tatara Shimanami Park) 9:00~17:00

Fees		Types	Unit	Fees
Contact	Shimanami Japan 8:30~17:00 0848-22-3911	Adults	1day	3,000yen
		Children (elementary school and younger)	1day	1,000yen
		Tandem bicycle	1day	4,000yen
		Electric power-assisted bicycle	1day	4,000yen
		E-bike	1day	8,000yen

* Please check the locations on the map on the other side. See a Cycling Map for details.